

HALI-BRITE®

L-806 Wind Cone

Compliance with Standards:

FAA:L-806 AC 150/5345-27 (Current Edition)

ETL Certified

Applications

Provides visual indication of wind direction and velocity at a location on an airfield. L-806 wind cones are used on smaller airfields, heliports and as supplemental wind indicators near runway touchdown areas on large airfields.

Key Specifications

- Available externally lighted, internally lighted, or unlighted
- LED or halogen lamps
- The LED models feature:
 - 50,000 to 100,000 hour lamp life, virtually maintenance free
 - Multiple lamp circuits, for improved reliability
 - 80-90% less power consumption than halogen lamps
 - A long-life LED obstruction light
 - Integral power adapter on series-circuit models
- Incandescent L-810 obstruction light included on halogen-lighted models
- Size 1 (18" diameter x 8' long) wind sock
- 1.9 inch diameter steel pole, with frangible coupling at base
- One piece welded aluminum basket with pre-installed bearings
- Raincaps protect the bearings from weather
- May be mounted directly to an L-867 light base, 2 inch NPT baseplate (sold separately)
- The nylon sock is treated for rot, mildew, and water repellency
- Powder coat painted international orange



**External
LED Light**



**Internal
Halogen Light**



**External
Halogen Light**



**Internal LED
Light**



HALI-BRITE® INC.

P.O. BOX 10 • 925 1st ST SW

CROSBY, MN 56441

PHONE 1-800-553-6269 OR 218-546-7473 • FAX 218-546-6854

www.halibrite.com

HALI-BRITE®

Wind Cone Selection Chart

Catalog Number	See Notes	FAA Size	FAA Style	Power Source	Lamp Type	Total VA	Weight (pounds)	Replacement Lamp
L806-S1-UN-NON-ON-N		1	II Unlighted	none	None	0	45	None
L806-S1-EX-120-ON-5		1	I-A External	120 VAC	LED	15	58	9200-0032
L806-S1-EX-230-ON-5		1	I-A External	230 VAC	LED	15	58	9200-0044
L806-S1-EX-66A-ON-5	4	1	I-A External	6.6 AMP	LED	50	57	9200-0034
L806-S1-IN-120-ON-5	2	1	I-B Internal	120 VAC	LED	30	59	9200-0038
L806-S1-EX-120-ON-N		1	I-A External	120 VAC	Halogen	191	55	3400-0122
L806-S1-IN-120-ON-N	2	1	I-B Internal	120 VAC	Halogen	316	57	3400-0100Regent
L806-S1-EX-12-ON-5		1	I-A External	12 VDC	LED	8	57	9200-0033
L806-S1-IN-12-ON-5	2	1	I-B Internal	12 VDC	LED	8	57	9200-0041
L806-S1-IN-66A-ON-5	2,3	1	I-B Internal	6.6 AMP	LED	137	60	9200-0039

Notes:

1. Power consumption specifications include the L-810 obstruction light
2. This FAA Style cannot be ETL certified
3. Requires 200 watt L-830 transformer, sold separately
4. Requires 100 watt L-830 transformer, sold separately

Spare Components

Description

Wind Sock, 18 inch diameter, 8 foot long, orange

Frangible Coupling

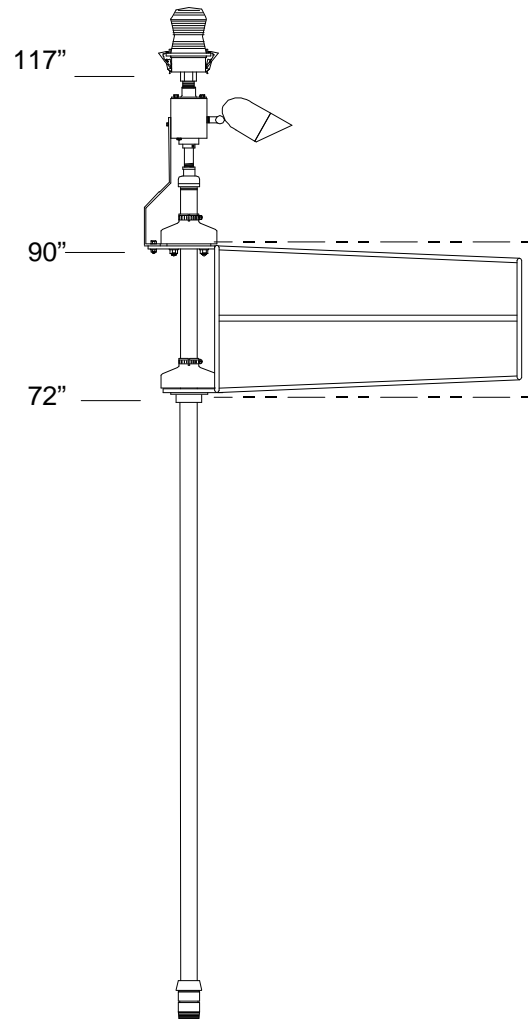
Lamp, 120V Incandescent Obstruction Light

Part Number

7400-0000-1

1800-0025

3400-116TS120



The information contained in this document is subject to change without notice.

HALI-BRITE® INC.

P.O. BOX 10 • 925 1st ST SW

CROSBY, MN 56441

PHONE 1-800-553-6269 OR 218-546-7473 • FAX 218-546-6854

www.halibrite.com

HALI-BRITE®

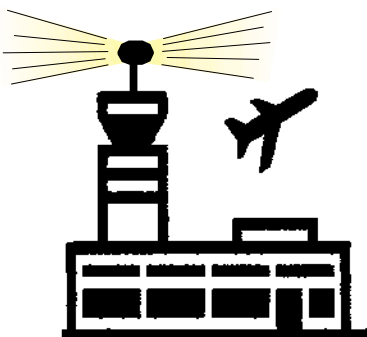
Solar Power Supply

Applications

The Solar Power Supply (SPS) is a self-contained photovoltaic power source for the Hali-Brite® L-806 and L-807 Wind Cones.

Features

- Provides power to Hali-Brite® ETL-certified wind cones with L-810 obstruction lights (12 VDC LED models)
- Custom designed for the installation site, using 30-year worst case insolation and temperature extremes
- Operates the wind cone lamp dusk-dawn, controlled by an ETL-certified photocell, to FAA illumination requirements
- Full wind cone lamp intensity at all times when operating
- 50 or 135 watt solar panel, with 12-year/90% and 25-year/80% power warranty
- MPPT charge controller, with custom-programmed temperature compensation
- On-board indicators for battery, charging and system status
- 100 to 300 A-H AGM battery, designed for 4000 charge/discharge cycles
- 10 day nominal battery autonomy
- Dual-post mount, with frangible couplings, designed to withstand ASCE Exposure C wind loads
- Temperature range: -45 to +55 °C (-49 to +131 °F)
- Includes pre-assembled anchor for easy mounting
- Weather and corrosion resistant construction of powder-coated steel and aluminum
- Solar panel tilts 25-65 degrees in 10 degree steps, factory preset for the installation location
- Manufactured in the USA



HALI-BRITE® INC.
P.O. BOX 10 • 925 1st ST SW
CROSBY, MN 56441
PHONE 1-800-553-6269 OR 218-546-7473 • FAX 218-546-6854
www.halibrite.com

Ordering Information

The SPS is designed for operation only with Hali-Brite® Wind Cones. Each SPS is custom configured for the proper solar panel, battery, temperature compensation and height for the installation location. Please contact Hali-Brite to configure the correct model for your location.

Installation Information

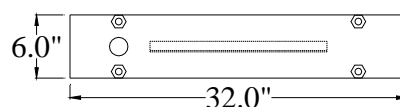
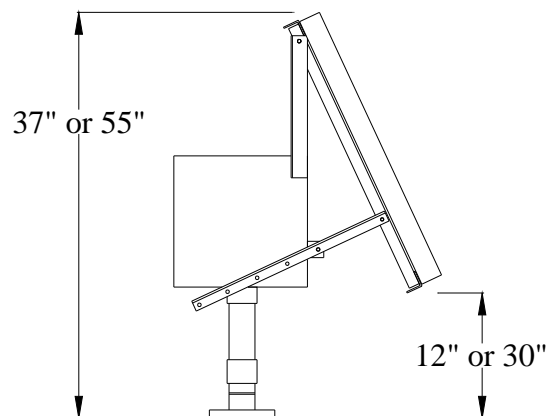
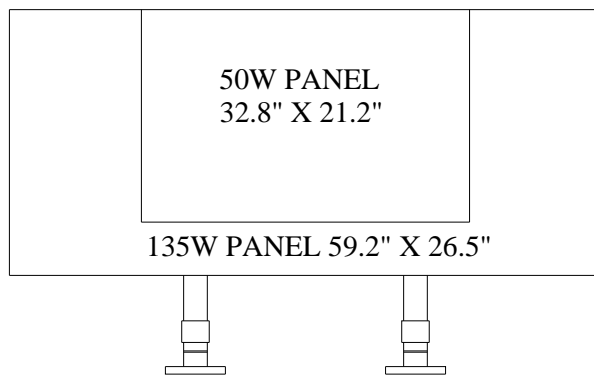
Full solar exposure is critical to the proper operation of the SPS. The solar panel must face due South (in the Northern Hemisphere). Any shading of the solar panel will significantly reduce the energy production. The bottom edge of the solar panel must not be obstructed by snow or vegetation. To prevent shading from the wind sock, the SPS must be installed at least 8 feet from an L-806 wind cone, and at least 12 feet from an L-807 Size 2 wind cone. The SPS is attached to a 4-bolt anchor assembly (included), mounted in a concrete slab. Power is supplied to the wind cone by a cable in liquid-tight conduit through one of the SPS mounting legs.

Replacement Parts

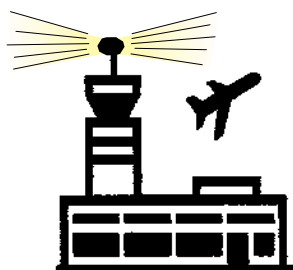
Part Number	Description
7800-0004	Solar Panel, 50 watt
7800-0005	Solar Panel, 135 watt
1300-0081	Battery, PVX-840T
4500-0020	Charge Controller
7800-0006	Photocell
1800-0036	Frangible Coupling
2300-0024	Fuse, 10A 32V

Shipping Information

Unpackaged Weight: 186-268 pounds
Shipping Weight: 266-388 pounds
Shipping Volume: 72"L x 48"W x 44"H



Anchor Assembly Top View



The information contained in this document is subject to change without notice.

HALI-BRITE® INC.

P.O. BOX 10 • 925 1st ST SW

CROSBY, MN 56441

PHONE 1-800-553-6269 OR 218-546-7473 • FAX 218-546-6854

www.halibrite.com